

MALNOURISHED HOSPITALIZED PATIENTS

READMISSION RATES

30-Day Readmissions Are



1.6x HIGHER
in patients with malnutrition

Readmitted Malnourished Patients Are

2x AS LIKELY



to be diagnosed with a serious infection

Readmitted Malnourished Patients Have

22% HIGHER Hospital Costs

than readmitted patients with no malnutrition

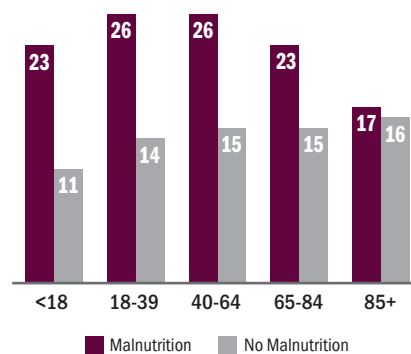


Barrett ML, Bailey MK, Owens PL. Non-maternal and Non-neonatal Inpatient Stays in the United States Involving Malnutrition, 2016. ONLINE. August 30, 2018. U.S. Agency for Healthcare Research and Quality. Available: www.hcup-us.ahrq.gov/reports.jsp. Data shared is on 2016 protein-calorie malnutrition inpatients.

Malnourished Patients Have Higher Readmission Rates—No Matter Their Age, Insurance, Income, or Location

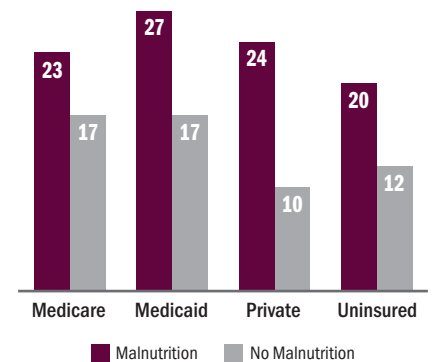
Per 100 Index Stays

AGE



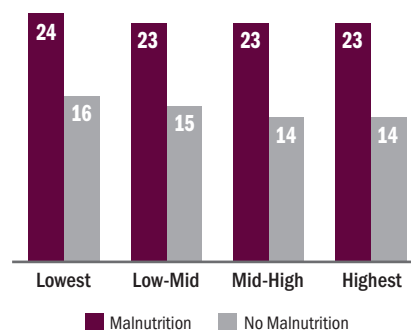
Malnourished patients 18-64 years of age have the highest rate of readmission.

PAYER



Medicaid patients have the highest readmission rate.

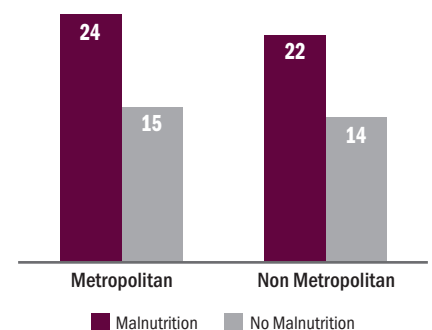
COMMUNITY-LEVEL INCOME*



Regardless of income, malnourished patients are readmitted more often than those with no malnutrition.

*Based on income of zip codes.

LOCATION



Malnourished patients have a higher rate of readmission no matter where they reside.

UNDERSTAND THE IMPACT OF MALNUTRITION
nutritioncare.org/malnutrition

Infographic development supported by:

Baxter

aspEN LEADING THE SCIENCE AND PRACTICE OF CLINICAL NUTRITION
American Society for Parenteral and Enteral Nutrition